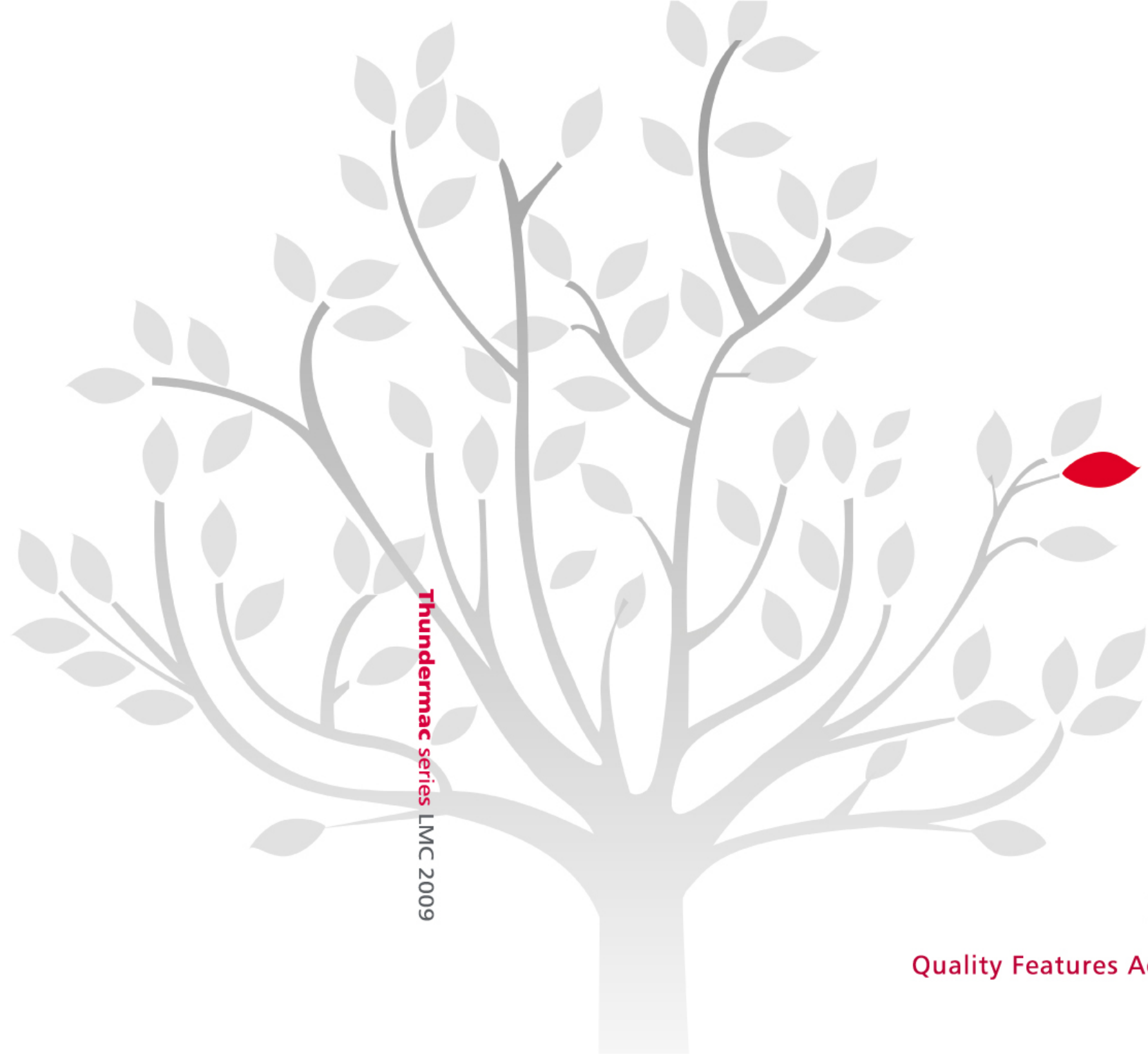




LEADERMAC
MACHINERY CO., LTD.

No. 20, Lane 662, Sec 1, Sha-Tien Rd.,
Tadu Hsiang, Taichung Hsien, Taiwan.
TEL: +886-4-2693-7599
FAX: +886-4-2693-7588 / 2693-7589
<http://www.leadermac.com>
e-mail: lmccemail@ms24.hinet.net
sales@leadermac.com
info@leadermac.com




Thundermac series

Leadership Through Performance and Reliability



Quality Features Add More Value to Your Production



The Power and Precision for World-class Production Quality

Built for super-high production requirements, the Super Thundermac series of 4-side moulder can bring your production speed to a new level.

The Thundermac Series is designed for high-capacity, high quality operations for large and small batch production runs. The heavy-duty spindles are dynamically balanced and run in premium housing bearings, for superior workpiece finish quality.

The Thundermac provides perfect surface quality, eliminating the need for sanding on planed and profiled surfaces. Width and thickness setting controller is supplied as standard, lowering downtime and increasing efficiency.

Thundermac Series 4-side Moulder - The Modern Way to Achieve Productivity and Profitability

Quality Features Add More Value to Your Production

Leadership Through Performance and Reliability



LEADERMAC's wide variety of 4-side moulders have all the very latest technologies for increased productivity. These heavy duty moulders are designed to provide fast cutting speed and high accuracy. The machines are precision manufactured by our highly skilled technicians - plus Leadermac service, training, and moulding know-how is offered. No matter what your moulding jobs call for, there is a Leadermac 4-side moulder that's right for you.



A New Direction in 4-side Moulding from LEADERMAC

The Thundermac series will show you how to boost your moulding productivity

The Leadermac Thundermac Series 4-side Moulder was developed with the aim of improving productivity and surface finish. The Thundermac series features high feed speed of up to 80 M/min. as standard and extra high feed speed of up to 150 M/min. is available. Each spindle is driven by an individual 20HP motor, allowing for heavy cutting. A wide range of spindle configurations from 5 to 10 spindles provide flexible choice to meet specific moulding requirements. Maximum stability during high speed is attainable thanks to the rugged construction throughout. Equipped with a user-friendly programmable controller, the desired values for width and thickness can be conveniently pre-set and are displayed on the LED readout.


3 Good Reasons to Buy Leadermac Moulders

1. QUALITY
2. DEPENDABILITY
3. SERVICE

Every 4-side moulder from Leadermac is built with Leadermac's traditional quality excellence, maximum dependability of performance year after year combined with comprehensive technological service.



The automatic feeding system provides users with significantly greater efficiency and lower operating cost.




CENTRALIZED LUBRICATION POINTS

Greasing to all critical parts is conveniently made by the centralized arrangement of lubrication points.




FULLY AUTOMATIC FEEDING SYSTEM (Optional)

When the system detects the workpiece on the infeed chains, the hydraulic feed system will pneumatically lower and activate the top roller to feed the workpiece into the machine. This provides constant and stable feed, reducing labor requirements and decreasing cycle time.




CONVENIENT SPINDLE ADJUSTMENT

Adjustment of all spindles is easily done from the front. The adjustment points are all at the same height, for more convenient and faster adjustment.




HEAVY DUTY GEARBOX & MOTOR

The feed rollers are driven through a combination of universal shafts and gearboxes, ensuring no loss of power transmission. A smooth feeding effect is assured. Heavy duty gearboxes have no backlash and provide powerful and accurate feeding performance.




FEED SYSTEM

The infeed rollers work in conjunction with a limit switch (gate) to stop the machine if workpiece is too thick or there is double up.



Superior Pressure Mechanism for Improved Cutting Stability from LEADERMAC



DESIGNED FOR PARAMOUNT STABILITY

Powerful, heavy-duty pneumatic side and pressure shoes for the left spindle provide extremely stable pressure for high-speed operations. A pneumatic top pressure roller in front of the right vertical spindle ensures constant stock feed.

POWERED INFEEED ROLLER

The smooth initial feeding of the stock is achieved by means of the independently powered top & bottom infeed rolls.

SELF ACTUATING FIRST FEED ROLLER

The first feed roll (with built-in clutch) is powered, but with high speed infeed, the roll will run freely, eliminating potential damage to the workpiece and machine. This allows for smooth operation with exceptionally high feed speeds.

◀ HEAVY-DUTY INDEPENDENT PRESSURE PAD

The sturdy and robust pressure pad is located above the bottom spindle, and is mounted to the machine body. This design reduces vibration and increases operation stability. The pad elevation is electronically controlled.

For All Your Woodworking Applications

Choice of Machine Models - from Thundermac LMC-523T (5-spindle) to LMC-1023T (10-spindle).

OUTSTANDING FEATURES:

- » All moulders awarded with CE certification.
- » Faster feed speeds of up to 80 meters a minute (265 fpm) are standard - to 150 mpm (500fpm) - optional.
- » Programmable controller provides convenient thickness and width of cut settings.
- » Adjustment of each spindle can be easily performed using the front adjustment level.
- » Exclusive, separate adjustment of the vertical spindles and the support tables allows the tables to be positioned extremely close to the cutterheads for added cutting stability.
- » The full safety enclosure serves as a chip guard and helps to reduce noise.
- » Each spindle is driven by an individual motor for powerful moulding and easy control.
- » Multiple pneumatic pressure of the feed rollers can be easily set to provide an outstanding feeding effect.
- » Table surfaces are hard-chrome plated for maximum wear resistance.
- » All manually adjusted & turning parts are housed in dry grease lubricated bearings for oil-free lubrication.
- » Automatic lubricator is provided to supply oil to the feed tables.
- » One-piece, Extra Heavy machine frame is specially heat treated for maximum stability and rigidity by standard configuration.
- » The powered outfeed rolls provide stable and smooth workpiece outfeed even for especially thin or smooth materials. The rolls remain perfectly parallel even after long-term use.



Dual Electric Digital Readout

Provides more efficient tool changing.



Radius

Actual

Cutting Size

- » Mechanical digital readouts for all head and pressure elements & the pressure elements of top spindle.
- » Sectional Chip Breaker Assembly in front of top spindle.
- » Motorized vertical adjustment of the top spindle including PC digital readouts.
- » Finest Alloy Steel Spindles and housings with 2 sets of Ultra Precision Duplex Bearings in each spindle. All are permanently grease lubricated.
- » Built in Straight & Profile jointers provide accurate operation with high quality finish.
- » The full safety enclosure serves as a chip guard and helps reduce noise.




PROGRAMMABLE CONTROLLER

The width and thickness setting can be easily set using the programmable controller. The desired values for width and thickness can be conveniently pre-set and are displayed on an LED Readout. The feed speed is VFD inverter controlled with LED Readout.

Thundermac series

Smartset Advanced Control Performance (optional)

- * Automated Machining
- * Powerful Functions
- * Better Cut Quality



STANDARD EQUIPMENT:	LMC-523	LMC-623	LMC-723	LMC-823	LMC-923	LMC-1023
Working width (with a head cutting circle of 140mm)	20-230mm (0.8"-9.1")	20-230mm (0.8"-9.1")	20-230mm (0.8"-9.1")	20-230mm (0.8"-9.1")	20-230mm (0.8"-9.1")	20-230mm (0.8"-9.1")
Working Thickness (with a head cutting circle of 163mm)	10-150mm (0.4"-6")	10-150mm (0.4"-6")	10-150mm (0.4"-6")	10-150mm (0.4"-6")	10-150mm (0.4"-6")	10-150mm (0.4"-6")
Number of spindles, min-max	5	6	7	8	9	10
Motor capacity per spindle	17.5KW / 20HP	17.5KW / 20HP	17.5KW / 20HP	17.5KW / 20HP	17.5KW / 20HP	17.5KW / 20HP
Spindle speed	6,000 RPM	6,000 RPM	6,000 RPM	6,000 RPM	6,000 RPM	6,000 RPM
Spindle diameter	50mm (2")	50mm (2")	50mm (2")	50mm (2")	50mm (2")	50mm (2")
Head cutting circle, 1st bottom spindle, min-max	160-260mm (6.3"-10.25")	160-260mm (6.3"-10.25")	160-260mm (6.3"-10.25")	160-260mm (6.3"-10.25")	160-260mm (6.3"-10.25")	160-260mm (6.3"-10.25")
Head cutting circle, vertical spindles, left, min-max	160-260mm (6.3"-10.25")	160-260mm (6.3"-10.25")	160-260mm (6.3"-10.25")	160-260mm (6.3"-10.25")	160-260mm (6.3"-10.25")	160-260mm (6.3"-10.25")
Head cutting circle, vertical spindles, right, min-max	160-260mm (6.3"-10.25")	160-260mm (6.3"-10.25")	160-260mm (6.3"-10.25")	160-260mm (6.3"-10.25")	160-260mm (6.3"-10.25")	160-260mm (6.3"-10.25")
Head cutting circle, horizontal spindles, top, min-max	160-260mm (6.3"-10.25")	160-260mm (6.3"-10.25")	160-260mm (6.3"-10.25")	160-260mm (6.3"-10.25")	160-260mm (6.3"-10.25")	160-260mm (6.3"-10.25")
Head cutting circle, horizontal spindles, 2nd/3rd bottom, min-max	160-260mm (6.3"-10.25")					
Standard Feed motor	15 KW / 20HP	15 KW / 20HP	15 KW / 20HP	15 KW / 20HP	15 KW / 20HP	15 KW / 20HP
Feed speed, infinitely variable by frequency driven motor	8-80 m/min (26-260 fpm)	8-80 m/min (26-260 fpm)	8-80 m/min (26-260 fpm)	8-80 m/min (26-260 fpm)	8-80 m/min (26-260 fpm)	8-80 m/min (26-260 fpm)
Feed rollers diameter	200mm (8")	200mm (8")	200mm (8")	200mm (8")	200mm (8")	200mm (8")
Feed rollers width	2 x 50mm (2")	2 x 50mm (2")	2 x 50mm (2")	2 x 50mm (2")	2 x 50mm (2")	2 x 50mm (2")
Pneumatic pressure for feed rollers, max	6 bar (87psi)	6 bar (87psi)	6 bar (87psi)	6 bar (87psi)	6 bar (87psi)	6 bar (87psi)
Adjustment range for infeed table and edge-jointing fence	10mm (0.4")	10mm (0.4")	10mm (0.4")	10mm (0.4")	10mm (0.4")	10mm (0.4")
Adjustment range of vertical spindles (axial)	80mm (3.2")	80mm (3.2")	80mm (3.2")	80mm (3.2")	80mm (3.2")	80mm (3.2")
Adjustment range of horizontal spindles (axial)	40mm (1.57")	40mm (1.57")	40mm (1.57")	40mm (1.57")	40mm (1.57")	40mm (1.57")
Length of the straightening (moulder infeed) table	0.8M (31.5")	0.8M (31.5")	0.8M (31.5")	0.8M (31.5")	0.8M (31.5")	0.8M (31.5")
Diameter of dust hood for vertical spindle	Ø200mm(7.9")	Ø200mm(7.9")	Ø200mm(7.9")	Ø200mm(7.9")	Ø200mm(7.9")	Ø200mm(7.9")
Diameter of dust hood for horizontal spindle	Ø230mm(9.1")	Ø230mm(9.1")	Ø230mm(9.1")	Ø230mm(9.1")	Ø230mm(9.1")	Ø230mm(9.1")
Chainless extra heavy duty Cardan drive feed system	○	○	○	○	○	○
Mechanical digital readouts for the cutterhead spindles, pressure shoes & chip breakers	○	○	○	○	○	○
Full sound and safety enclosure	○	○	○	○	○	○
Motorized vertical adjustment of feed	○	○	○	○	○	○
Lateral pneumatic pressure roller opposite first right spindle	○	○	○	○	○	○
Program system provides faster setting.	○	○	○	○	○	○

○ Standard

OPTIONAL EQUIPMENT:	
Universal spindle assembly, head cutting circle min 100mm(4"), max 200mm(8")	Maximum working thickness 200 mm (8")
Smartset advanced control system	Maximum width up to 260 mm (10.2"), 300 mm (11.8") is available
Setting and measuring devices	CE specifications
Spindle diameter 1 13/16" or 2 1/8"	Increased motor horsepower available
Feed speeds of 100, 120 or 150 m/min (325, 400 or 500 fpm)	Straight jointer(s)
Length of infeed table 2, 2.5 or 3 meters (78", 98" or 118")	Profile jointer(s)

A Wide Range of Spindle Configurations

(Other configurations available on request)

