STANDARD EQUIPMENT:

Working width (at a tool cutting circle of 140mm)	20-230mm(.78"-9.1")
Working height (at a tool cutting circle of 163mm)	10-150mm(.39"-6")
Number of spindles, min-max	5-7
Basic motor capacity per spindle	4KW / 10HP
Basic motor capacity of feed	2.2KW / 5HP
Spindle speed	6000 RPM
Spindle diameter	40mm
Tool cutting circle, first bottom spindle, min-max	125-180mm(4.9"-7.1")
Tool cutting circle, vertical spindles, left, min-max	112-200mm(4.4"-7.9")
Tool cutting circle, vertical spindles, right, min-max	112-200mm(4.4"-7.9")
Tool cutting circle, horizontal spindles, top, min-max	100-200mm(3.9"-7.9")
Tool cutting circle, horizontal spindles, bottom, min-max	100-200mm(3.9"-7.9")
Feed speed, infinitely variable by frequency driven motor	6-30 m/min(19.5-97.5 fpm)
Feed roller diameter	140mm(5.5")
Feed roller width	2 x 50mm(.07-1.9")
Pneumatic pressure for feed rollers, max	6 bar (87psi)
Adjustment range for infeed table and edge-jointing fence	10mm(.39")
Adjustment range of vertical spindles (axial)	30mm(1.18")
Adjustment range of horizontal spindles (axial)	20mm(.78")
Length of the straightening table	2m(78.7")
Diameter of dust hood for vertical spindle	Ø125mm(5")
Diameter of dust hood for horizontal spindle	Ø125mm(5")

- Mechanical digital readouts for the pressure shoes & hold-down unit
- Full sound and safety enclosure
- Motorized vertical adjustment of feed
- Lateral pressure roller opposite first right spindle
- Chainless cardan feed system
- Central location of all lubrication points at the front of the machine

OPTIONAL:

- CE specifications
- Motor increase available
- Groove guide for short, twisted and untrimmed workpieces
- Spindle speed 7,200 RPM

ORDER OF SPINDLES

○ Upper horizontal spindle
○ Lower horizontal spindle
✂ Universal spindle cutter
□ Right spindle
□ Left spindle

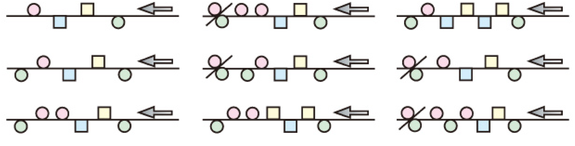

LMC LEADERMAC

LEADERMAC MACHINERY CO., LTD.

No. 20, Lane 662, Sec I, Sha-Tien Rd., Tadu Hsiang, Taichung Hsien, Taiwan.
TEL: +886-4-2693-7599 FAX: +886-4-2693-7588 / 2693-7589
http://www.leadermac.com e-mail: lmcemail@ms24.hinet.net
sales@leadermac.com
info@leadermac.com
sycemail@ms14.hinet.net

2000.07, 2006

Platinum

4 SIDE MOULDER

Super High-speed Spindle and Powerful Motor,
Built into a High-tech Design,
Ensure Extraordinary Performance.

CE SLG certified
ISO-9001 TÜV certified
TÜV CERT

LMC LEADERMAC
The Moulder of Moulders

Choice of Machine Models, from LMC-523 (5-spindle) to LMC-723 (7-spindle).

OUTSTANDING FEATURES:

- Feed speeds of up to 30 metres a minute are standard.
- Adjustment of each spindle can be easily performed using the front adjustment control.
- The full safety enclosure serves as a chip guard and helps to reduce noise.
- Each spindle is driven by an individual motor for powerful machining and easy control.
- Pneumatic pressure of the feed rollers can be easily set to provide an outstanding feeding effect.
- Table surface is hard-chrome plated for maximum wear resistance as standard.
- All manually adjusted rotating parts are housed in dry bearings for oil-free lubrication.
- One-piece, cast iron machine frame is specially heat treated for maximum stability and rigidity as standard.

With Fine Features to Give you the Winning Edge in 4 Side Moulding

Extremely Short Feeding Capability

- The unit can feed stock as short as 200mm. The cutting heads are specially designed so that there is a uniquely short distance between them. This results in a superior moulding finish.
- 6,000 RPM high speed spindle
- Inverter controlled feeding motor with LED display, Feeding speed up to 30 m/min.

Liftable Auxiliary Feed Roller

The mechanism provides added smoothness for short workpiece feeding. The auxiliary feed rollers are power driven for effortless feeding effect, and are liftable for convenient cutter change or setup.



Accurate Pressure Display

The pressure on front and rear pressure plate for the top spindle is accurately displayed by the digital meter. This increases cutting stability.



Short Stock Feeder

This device permits the feeding of short stocks with a minimum length of 8". The short stock feeder is driven by a gear drive unit for a powerful and smooth effect.

Powered Infeed Bottom Roller

The smooth initial feeding of the stock is achieved by means of the independently powered infeed rollers.